

Jon Scieszka's TRUCKTOWN



Dear Educator:

WELCOME TO TRUCKTOWN!

Rev your engines and meet Jack Truck, his best friend Dump Truck Dan, and the whole Trucktown gang on their first ride of many in Jon Scieszka's *Smash!Crash!*—the first of the fifty-two books in the Trucktown series. Trucktown combines Jon Scieszka's hilarious writing with the incredible creative talents of Loren Long, David Gordon, and David Shannon, and we anticipate it will be one of our most successful publishing plans yet!

Jon Scieszka was named the first ever National Ambassador of Young People's Literature. It is with great excitement that we kick off his fabulous series with the enclosed Classroom Activity Kit. Inside, you will find everything you need to acquaint yourself with the happenings, rules, and regulars of Trucktown. Here is what's inside:

- **Smash!Crash! Story Sequence**
- **Cement Mixer Melvin's Concept Sorting**
- **Payloader Pete's Word Collection**
- **Smash!Crash! Words Ending in -ash!**
- **Wrecker Rosie Words and Writing Reproducible Sheet**
- **Which Letters Are Missing, Cement Mixer Melvin? Reproducible Sheet**
- **Help! Help! Tow Truck Ted! Reproducible Sheet**
- **Twisty, Turny, Ice Cream Truck Izzy Reproducible Sheet**
- **Additional Classroom Activity Suggestions**
- **Dump Truck Dan and Jack Truck's Racing Game**
- **Monster Truck Max's Mismatched Trucks Reproducible Sheet with reproducible Trucktown Mismatched Trucks Cards and Consonant Cards!**
- **Gabriella Garbage Truck – Green Means Go! Reproducible Sheet with 30 Trucktown Sticker Strips for a fun prize!**
- **What Kind of Truck Would You Be? Reproducible Sheet**
- **Jack Truck and Dump Truck Dan's Color Wash Reproducible Sheet**
- **Hook and Ladder Lucy's License to Read! Reproducible Sheet with four reproducible license cards**
- **Trucktown Books Classroom Library List**

We are so excited about Trucktown and hope you are too! Have truckloads of fun!

Sincerely,

Education and Library Marketing
Simon & Schuster Children's Publishing
1230 Avenue of the Americas, 4th Floor
New York, NY 10020
SimonSaysTEACH.com



Reproducible

All classroom activities developed by Joan Kindig,
Associate Professor, James Madison University, Virginia.

www.TrucktownBooks.com

© 2008 JRS Worldwide, LLC



Smash!Crash! Story Sequence

**Smash and crash these pictures
into the order you find in the story!**

Directions

- Photocopy the reproducible activity sheet that has the pictures of six major scenes in the book and six *Smash!Crash!* title cards.
- Each student should get a sheet to cut up so that each picture scene and each *Smash!Crash!* title is its own card.
- Have students mix up the scenes and place them in no particular order on their desks.
- Ask the children to put the scenes in the order that reflects the story. Help the children with the first picture by asking, "What is the title of this story?" When they identify the title, place a *Smash!Crash!* card on the table.
- Proceed by asking, "What shall we put next?" As the students answer, explain what you are doing: "I am putting this picture of Jack Truck and Dump Truck Dan here at the beginning because this is how the story begins. Let's look at the book . . . sure enough, look, Jack Truck and Dump Truck Dan are right here on the first page."
- Ask the children to look at the other pictures and pick the picture that shows what happens next in the story. After each major scene, the students will put a *Smash!Crash!* card on their desks. Have the students repeat the process until the entire story sequence is in the correct order on their desks.
- Feel free to use the following discussion questions and answers below as you do this activity.

Q. Why do Jack Truck and Dump Truck Dan go around smashing and crashing everything?

A. Because they have lots of energy and kids sometimes play just a little too hard.

Q. In this book, Jack Truck and Dump Truck Dan are a little bit naughty with their smashing and crashing, but they help out with their smashing and crashing too. Can you tell me when they were being a little bit naughty? When were they helpful?

A. They were a little bit naughty when they filled the hole in the road with things they smashed and crashed and when they got Cement Mixer Melvin all messy. They were helpful and pitched in when Wrecker Rosie needed to knock down a building that was being torn down, Kat and Gabriella wanted to build a pirate fort, and Max needed to stack his barrels.


Smash!Crash! Story Sequence Cards



SMASH!CRASH!




SMASH!CRASH!



SMASH!CRASH!



SMASH!CRASH!



SMASH!CRASH!



SMASH!CRASH!



Cement Mixer Melvin's Concept Sorting

Sorting is an important skill for young children who are learning to read. They will be sorting words as they begin looking at spelling patterns and they will sort for a variety of reasons in their math lessons. Sorting requires active engagement and requires kids to think before they put a picture in a particular column. This is higher-level critical thinking at its most basic.

Directions

- Photocopy the reproducible activity sheet picturing the different trucks from *Smash!Crash!* so that each student has a sheet to cut up and sort. Teachers can have the kids sort in a number of ways. The easiest one, and a good place to start, is to sort the girl trucks from the boy trucks.
- Another possibility is to sort by trucks that are helpful in people emergencies and ones that are helpful when roads need to be fixed. In addition to the pictures, there should be three cards—one for each of the headers of the sorting columns: People Emergency Trucks, Construction Trucks, and Miscellaneous Trucks. The Miscellaneous column is always there for the trucks that don't fit the other two categories. The sorted columns would look like the ones below.

PEOPLE EMERGENCY TRUCKS

Pumper Pat
Hook and Ladder Lucy
Rescue Rita
Tow Truck Fred

CONSTRUCTION TRUCKS


Dump Truck Dan
Cement Mixer Melvin
Payload Pete
Grader Kat

MISCELLANEOUS TRUCKS


Gabriella Garbage Truck
Big Rig
Jack Truck
Monster Truck Max
Izzy Ice Cream Truck
Wrecker Rosie

- After successfully sorting the trucks into these categories, examine the trucks that ended up in the Miscellaneous pile. Is there another column we might add for some of those trucks? A child might say “delivery trucks” (Big Rig, Jack Truck), “fun trucks” (Izzy Ice Cream Truck, Monster Truck Max), or “working trucks” (Gabriella Garbage Truck). All of these are valid and the teacher can add those headings to the sorting game. The children will then re-sort, all the while practicing their discrimination skills and their understanding of sorting by categories.
- When the children are finished, the teacher might ask if the kids can name any other trucks that fit into any of these categories. Kids might say “ambulance” for People Emergency Trucks, paving trucks for Construction Trucks, and many others. All can be discussed and added to the game.


Cement Mixer Melvin's Concept Sorting Cards



© 2008 JRS Worldwide, LLC




© 2008 JRS Worldwide, LLC



© 2008 JRS Worldwide, LLC




© 2008 JRS Worldwide, LLC



© 2008 JRS Worldwide, LLC




© 2008 JRS Worldwide, LLC




© 2008 JRS Worldwide, LLC




© 2008 JRS Worldwide, LLC



© 2008 JRS Worldwide, LLC



© 2008 JRS Worldwide, LLC




© 2008 JRS Worldwide, LLC



© 2008 JRS Worldwide, LLC



© 2008 JRS Worldwide, LLC



© 2008 JRS Worldwide, LLC

People Emergency Trucks

Construction Trucks

Miscellaneous Trucks



Payloader Pete's Word Collection

**Dayloader Pete is collecting
words that smash and crash!**



There are some terrific words that kids will delight in—words that make noise just like they do! Technically, it is called “onomatopoeia,” but they will learn that later on. For now, “words that make noise” is probably enough.

Directions

- Talk to the students about the words in the title of the book: *smash* and *crash*. Tell them that they are words that make noise. Ask them to describe what *smash* means and then *crash*. Their descriptions should illustrate that the words do make noise.
- Reread *Smash!Crash!*, asking the children to listen for the words that make noise. Tell them to shout it out if they hear one. You can stop and write the word on chart paper as they find them. Besides *smash* and *crash*, they should identify *clank*, *rumble*, *smack*, *whack*, *boom*, and *wham*.
- Below you will find a list of words that children might enjoy acting out in class. Select a few and ask them to act out a word or describe to you a situation where it might be used. Once they do so, and the kids know what it means, the word gets added to the list on the board.

These words should transfer to the words on the wall and become available to the children as they try to write their own stories. Teachers always complain about how kids never spice up their writing. Their writing should BOOM from the page with these SQUEALING words!

BAM
BANG
BONK
BOOM
CLANK

CLUNK
CRACK
CRUNCH
POW
SCREECH

SMACK
SQUEAL
THUD
THUMP
THWACK

VROOM
WHACK
WHOMP



Smash! Crash! Words Ending in -ash

Beginning readers are just starting to look at word families and words with *-ash* endings fall under that category. It is not enough to just give children a list of *-ash* words, they need to compare and contrast that feature with another one. It is only by comparing it with something else that they truly understand how *-ash* works. Here are the words:

BASH	CRASH	MASH	SMASH
CAST	FAST	MAST	TASK
CLASH	LAST	PAST	TRASH
CLASP		SASH	

Directions

- Hand out the reproducible sheet of word cards and have the children cut them up. Model the sort for them by showing them the header cards: *-ash* and *-as*.
- Take the word *trash* and sound it out as follows: *trash*, *-ash*. Ask the kids if they hear the sound at the end (*-ash*). Have them echo it after you.
- Then show the word “past” and sound it out as follows: *past*, *-ast*. Did that ending sound like *trash*? The kids will hear the difference, and they can follow along with you and lay the cards down in two piles.
- Pull another word from your cards and read it aloud and sound it out as demonstrated above. Ask the kids which pile it belongs to.
- Continue the sorting game until all words are placed in either the *-ash* or *-as* pile. Have the students do it again and again until they can do it very quickly.

Smash!Crash! Words Ending in -ash Cards

-ash

 **Smash**

© 2008 JRS Worldwide, LLC

-as

 **Cast**

© 2008 JRS Worldwide, LLC

 **Crash**

© 2008 JRS Worldwide, LLC

 **Fast**

© 2008 JRS Worldwide, LLC

 **Bash**

© 2008 JRS Worldwide, LLC

 **Last**

© 2008 JRS Worldwide, LLC

 **Clash**

© 2008 JRS Worldwide, LLC

 **Mast**

© 2008 JRS Worldwide, LLC

 **Mash**

© 2008 JRS Worldwide, LLC

 **Past**

© 2008 JRS Worldwide, LLC

 **Sash**

© 2008 JRS Worldwide, LLC

 **Clasp**


© 2008 JRS Worldwide, LLC

 **Trash**

© 2008 JRS Worldwide, LLC

 **Task**

© 2008 JRS Worldwide, LLC



Wrecker Rosie Words and Writing


Directions

Trace each letter inside the dotted lines. After tracing the letter twice, see if you can write the letter on your own on the line provided. Do this for each letter shown. When you have practiced each letter well enough, see if you can put the letters together to make a word! Can you guess what it is?

①	C	C	C	_____
②	T	T	T	_____
③	K	K	K	_____
④	U	U	U	_____
⑤	R	R	R	_____

Take the letters you just learned and see if you can find the word that Rosie wrecked!
Write one letter on each of the following lines. You can only use each letter one time.

②	⑤	④	①	③
---	---	---	---	---



Which Letters Are Missing, Cement Mixer Melvin?

Directions

Each word is missing a letter! Can you help Cement Mixer Melvin find what they are? Finish each word by writing the letter on the line. Try the following example:

Truck

Now you know how it's done! Can you find the rest of the missing letters?

1. Cem__nt




4. C__ash!

2. Fire__ruck

5. Whee__s

3. Garba__e

6. Ice Cre__m




ANSWERS
1. Cement 4. Crash!
2. Fire Truck 5. Wheels
3. Garbage 6. Ice Cream



Help! Help! Tow Truck Ted!

Directions

Read *Smash!Crash!* to help Tow Truck Ted find what the other trucks are looking for! Draw a line from the truck to the cargo he or she carries.




Jack Truck



Izzy Ice Cream Truck





Gabriella Garbage Truck



Cement Mixer Melvin



Dump Truck Dan

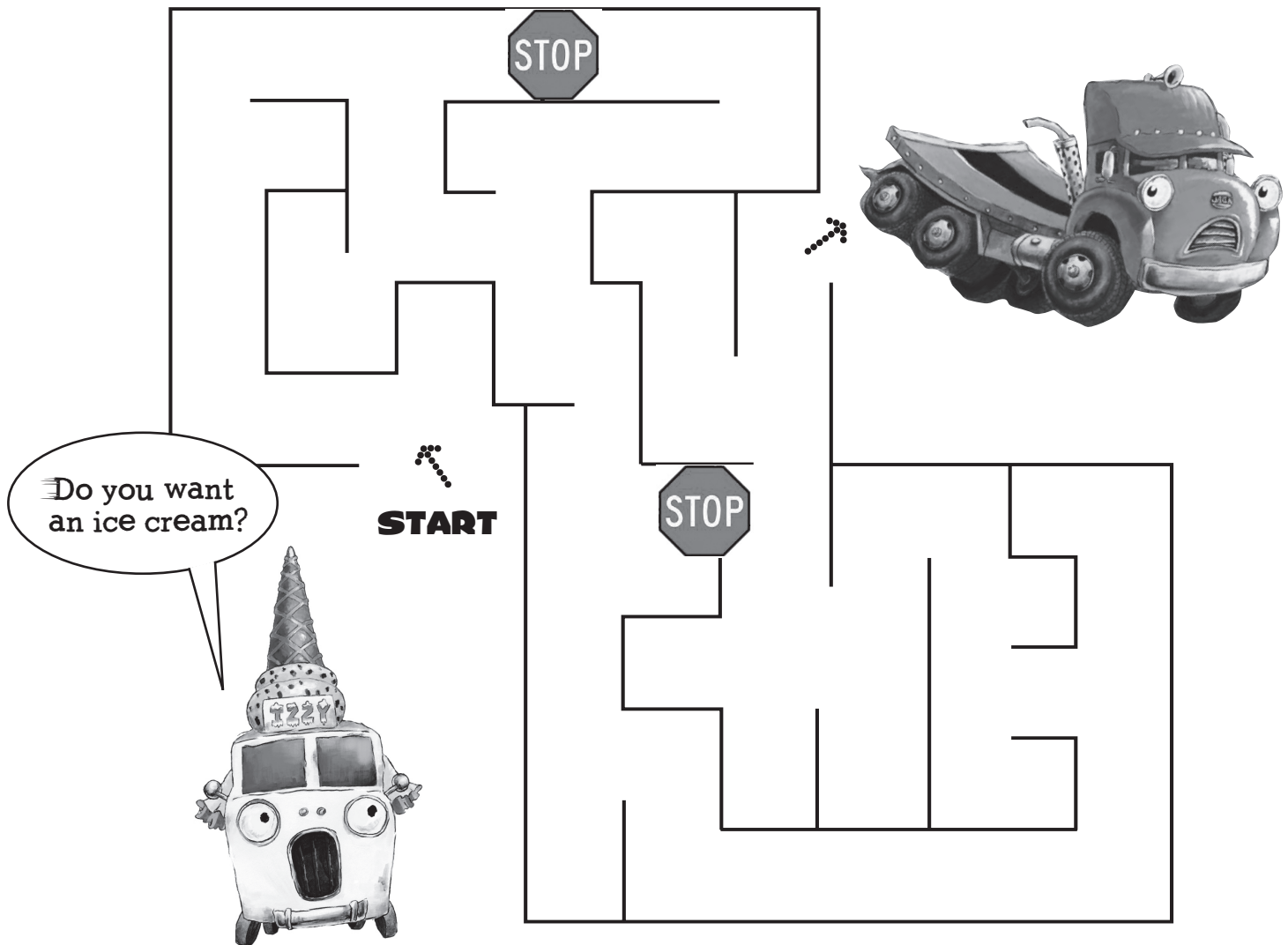


ANSWERS
Izzy Ice Cream Truck-5. Cone
Jack Truck-3. Barrels
Gabriella Garbage Truck-1. Garbage
Cement Mixer Melvin-2. Cement
Dump Truck Dan-4. Dirt



Twisty, Turny, Izzy Ice Cream Truck

Help Izzy through the maze to her pal Jack Truck!





Additional Classroom Activity Suggestions

Izzy's Antonyms

If one of the trucks is *wild*, what would the opposite of that be? Any time we ask children to look at words in a new light, they are increasing their vocabulary. Looking at opposites, or antonyms, is a great way to help children learn new words. Think about using the following Trucktown words and their antonyms to lead a classroom activity in which the students draw or act out the meaning of the words.

BUSY – IDLE
ALWAYS – NEVER
BEST – WORST
MESSY – NEAT

WEIRD – NORMAL
SPEED – CRAWL
LOUDER – SOFTER
HELLO – GOOD-BYE

Choral and Echo read

For the child who is just beginning to learn words by sight, reading and rereading the text is always a good idea. On the first go-round, you should point to the words while you read. On the second go-round, you can have the child finger point along with you. See if he/she can finger point accurately as you go through the third time.

Ask if they can find a particular word for you on the page you are on. If they find it, that becomes a sight word for that child and can be added to his/her other sight words to practice on a daily basis.

If they are unable to point accurately, take a line from the book and write it on a sentence strip. Work with the child on this smaller bit of text as they try to point accurately to it. Once they can, follow the directions above for harvesting words for their word bank.

Writing their own stories

Using some of the reproducibles in this kit, have children take squares and make up their own story of the trucks of Trucktown. Be sure to provide blank squares so that the children can come to you for a word or image they need for their story. For example, if they figure in the story (and they likely will!), a blank square will allow them to print their names and insert themselves into the story. With blank squares, the possibilities are as limitless as their imaginations!



Dump Truck Dan and Jack Truck's Racing Game

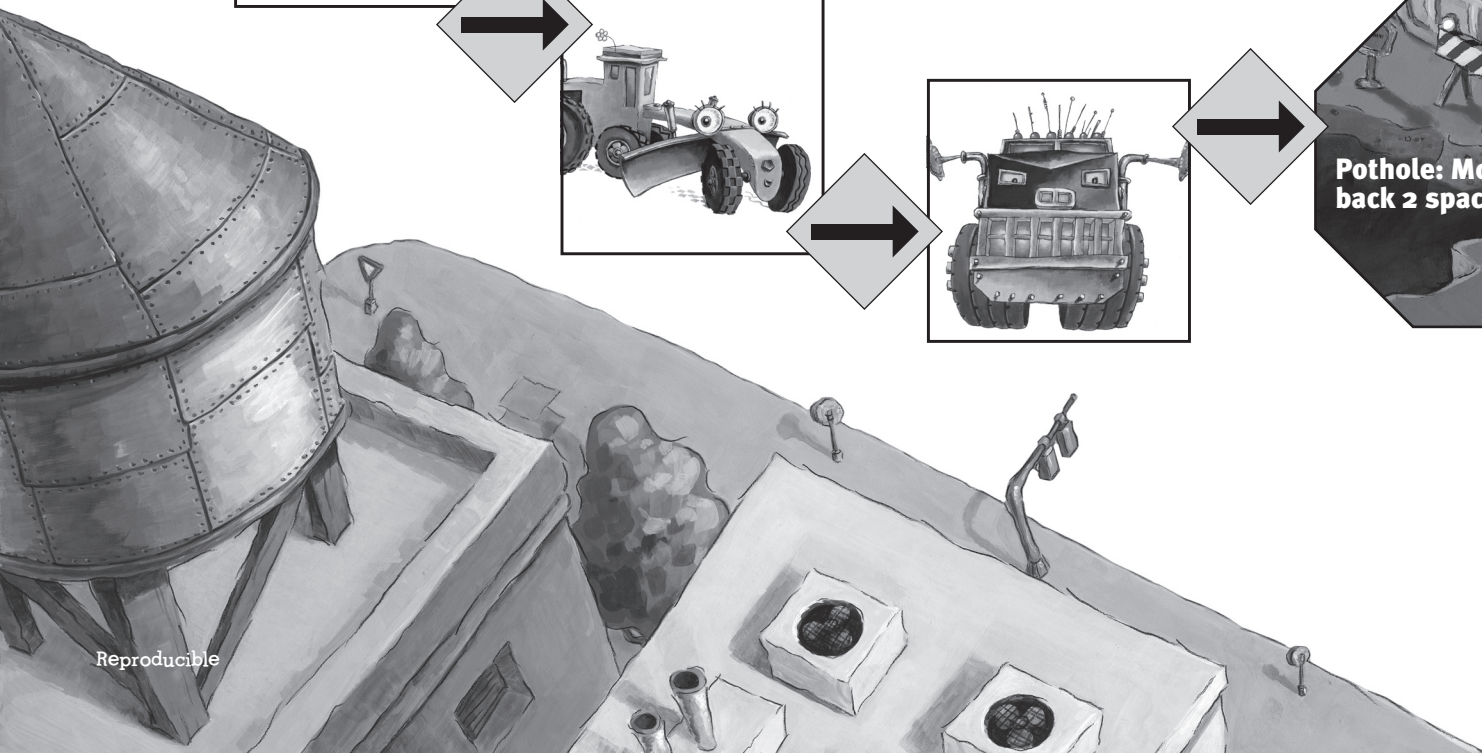
Directions

- The object of the game is to move pieces around a game board while matching the initial consonant of each truck to the truck itself.
- Place students in small groups.
- Give each group a racetrack game board. Use the Trucktown truck cards from the Concept Sorting activity. Each group should get 14 truck cards to be placed in a pile on the game board.
- To play, the first student in each group spins the spinner and counts his/her way to the appropriate square on the board. Once there, the student draws a Trucktown truck card from the pile of cards. When the student picks up a card, he/she has to name the truck and identify its initial consonant sound. If the student does so accurately, he/she gets to spin on his/her next turn and move on. If the student gets the consonant sound wrong, then the student must wait for his/her next turn to draw another card and identify the initial consonant sound before being allowed to spin again.
- Once a student crosses the finish line, the student must pick a card and identify its initial consonant. If the student gets it right, then he/she is the winner of the game. If he/she doesn't correctly identify the sound, the student has to draw another card when his/her turn comes again. The student will win by knowing the initial consonant.



No one said learning has to be dreary. Games like this make learning a truckload of fun!



A large illustration of a city street scene. On the left is a building with a striped awning. In the center is a tree. On the right is a taller building with a water tower on its roof. A car is on the street. A speech bubble from the car says "You made a mess." and an arrow points to a smaller inset showing the car's interior.




Dump Truck Dan and Jack Truck's Racing Game Spinner



Directions

- Cut out spinner and arrow and put together with a paper fastener.




Monster Truck Max's Mismatched Trucks

Directions

- Using the names of the trucks in Trucktown, have the children get in pairs and play a matching card game with initial consonants.
- Carefully pull apart the perforated TruckTown Mismatched Trucks Cards and the Mismatched Trucks Consonant Cards from the sheets included in this event kit.
- Provide the children with picture cards of all of the trucks (no names this time) as well as cards featuring the following consonants: G, D, P, P, H, C, B, M, R, J, T, and W. (Note: you will need two P cards.)
- To play, each student receives four cards and the remaining cards are laid facedown on the table.
- Each child looks at their hand and lays down any pair that contains a truck name with its correct matching initial consonant. If they are able to lay down a pair, they pick up two new ones from the deck.
- The next child takes a turn and tries to find a pair as well and replaces any cards laid down with fresh ones from the pile.
- The first child who lays down all of his/her cards in correct pairs ends the game.
- The winner is the one with the most correct pairs.


Monster Truck Max's Mismatched Trucks Consonant Cards

SMASH!CRASH!




© 2008 JRS Worldwide, LLC

SMASH!CRASH!




© 2008 JRS Worldwide, LLC

SMASH!CRASH!




© 2008 JRS Worldwide, LLC

SMASH!CRASH!



© 2008 JRS Worldwide, LLC

SMASH!CRASH!




© 2008 JRS Worldwide, LLC

SMASH!CRASH!




© 2008 JRS Worldwide, LLC

SMASH!CRASH!




© 2008 JRS Worldwide, LLC

SMASH!CRASH!




© 2008 JRS Worldwide, LLC

SMASH!CRASH!




© 2008 JRS Worldwide, LLC

SMASH!CRASH!




© 2008 JRS Worldwide, LLC

SMASH!CRASH!









© 2008 JRS Worldwide, LLC

SMASH!CRASH!




© 2008 JRS Worldwide, LLC

Monster Truck Max's Mismatched Trucks Cards





Gabriella Garbage Truck— Green Means Go!



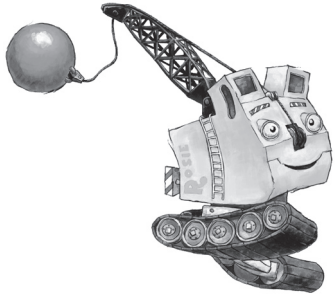
**Make sure furniture and large
objects are out of the way
before beginning this activity!*

Directions

- Have students line up at one end of the classroom.
- The teacher will stand at the opposite side of the room facing away from the children.
- This teacher will be the stoplight.
- The stoplight will shout “Green light!” and all the kids will quietly walk toward the stoplight.
- Then, when the stoplight is ready, he or she must shout “Red light!” and all the children must freeze!
- Immediately after shouting “Red light,” the stoplight can turn around to try to catch anyone moving. If someone is moving and is caught, that person is out!
- Continue the game until one of the students reaches the stoplight. The first one to do so wins and gets to be the new stoplight.
- At the end of the game, give every child a Trucktown sticker strip.



What Kind of Truck Would You Be?




Rosie is big and strong.

Each of the trucks in Trucktown has its own personality just as every child in your class does. This activity allows the kids to tell you a little bit about themselves.

Discuss the different personalities of the trucks they met in *Smash!Crash!* Have them brainstorm the kinds of character traits that they might use to describe the trucks. Then ask them to create a truck that is just like them. They can draw it, give it a name, and describe how it is like them.


Draw your truck here



Gabby is pretty and proper.



Jack is a leader.



*Melvin is neat
and doesn't like messes.*



Jack Truck's Color Wash


Directions

Help Jack Truck and Dump Truck Dan
get their colors back!

Color the image using this key:

1 = Blue

2 = Red





Dump Truck Dan's Color Wash

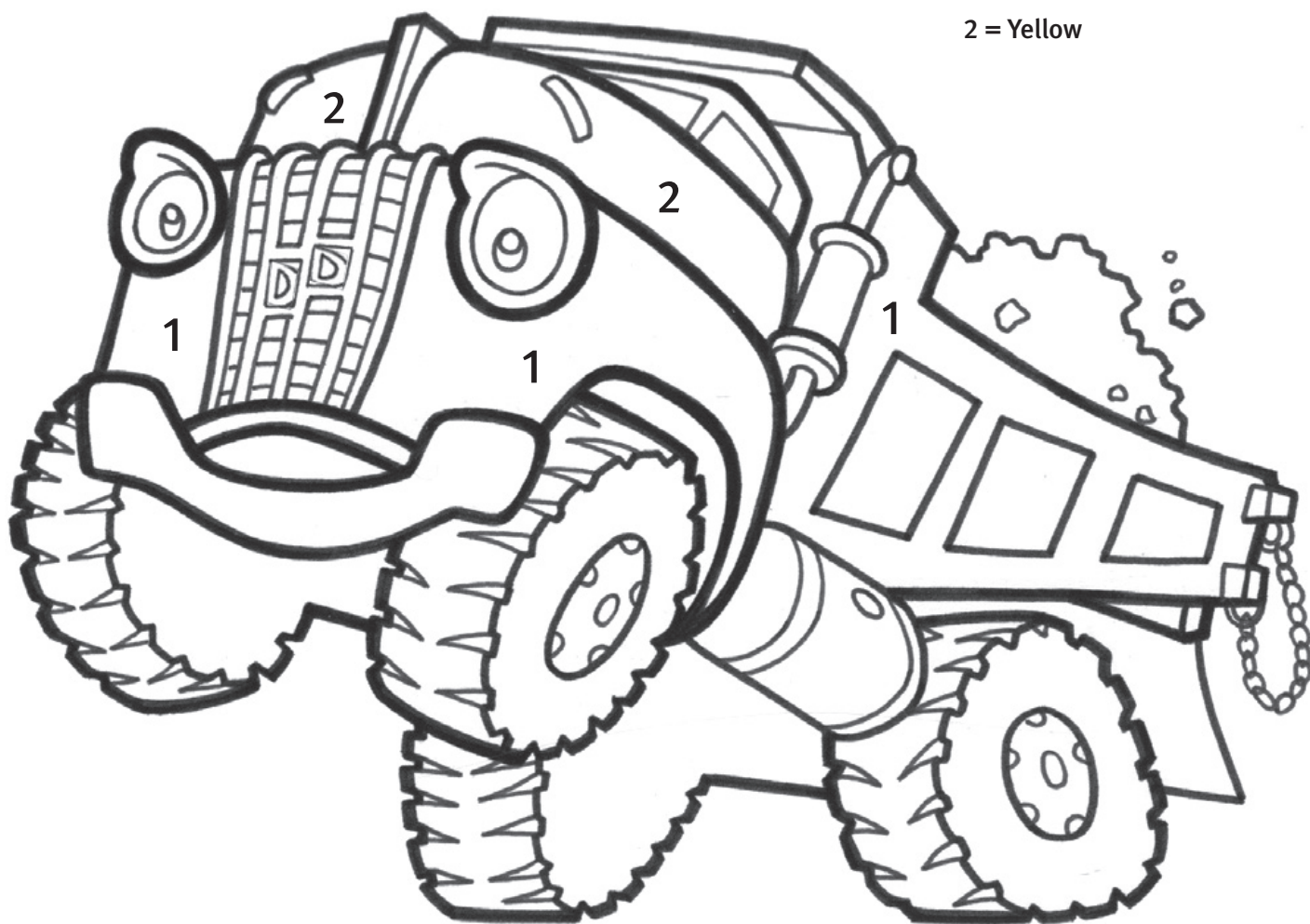
Directions

Help Jack Truck and Dump Truck Dan get their colors back!

Color the image using this key:

1 = Blue

2 = Yellow






Hook and Ladder Lucy's License to Read

Directions

Photocopy the next page so every child can receive a card. Cut out the license cards and distribute them. Have them fill in their name and birthday. Explain to them that they can display this card whenever they buy a new book at their local bookstore, borrow a book from the library, or show their parents whenever they are ready to read at home!



© 2007 Jon Scieszka

LICENSE TO READ

Name JIMMY SMITH

Birthday JULY 31 2001


Male
Weight: 40 tons
Height: 23 feet
Eyes: Yellow
Hair: Red



LICENSE TO READ

Name _____

Birthday _____



© 2008 JRS Worldwide, LLC

Male

Weight: 40 tons

Height: 23 feet

Eyes: Yellow


Hair: Red



LICENSE TO READ

Name _____

Birthday _____



© 2008 JRS Worldwide, LLC

Male

Weight: 45 tons

Height: 22.5 feet

Eyes: Yellow


Hair: Blue



LICENSE TO READ

Name _____

Birthday _____



© 2008 JRS Worldwide, LLC

Female

Weight: 38.5 tons

Height: 20 feet

Eyes: Yellow

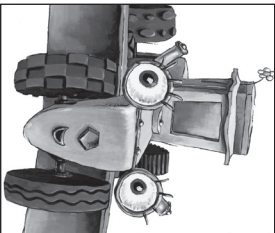
Hair: Pink



LICENSE TO READ

Name _____

Birthday _____



© 2008 JRS Worldwide, LLC

Female

Weight: 35 tons

Height: 15 feet

Eyes: Yellow

Hair: Yellow

Jon Scieszka's TRUCKTOWN




Load Up on These TruckTown Books for Your Classroom!



Smash! Crash!

By Jon Scieszka
Illustrated by David Shannon, Loren Long,
and David Gordon
ISBN-13: 978-1-4169-4133-0 (hc)
ISBN-10: 1-4169-4133-9 (hc)


Simon & Schuster Books for Young Readers



Melvin Might?

By Jon Scieszka
Illustrated by David Shannon, Loren Long,
and David Gordon
ISBN-13: 978-1-4169-4134-7 (hc)
ISBN-10: 1-4169-4134-7 (hc)


Simon & Schuster Books for Young Readers



Ready to Roll: Pete's Party

By Jon Scieszka
Illustrated by David Shannon, Loren Long,
and David Gordon
ISBN-13: 978-1-4169-4149-1 (library edition)
ISBN-10: 1-4169-4149-5 (library edition)
ISBN-13: 978-1-4169-4138-5 (pb)
ISBN-10: 1-4169-4138-X (pb)


Aladdin Paperbacks



Ready to Roll: Zoom! Boom! Bully

By Jon Scieszka
Illustrated by David Shannon, Loren Long,
and David Gordon
ISBN-13: 978-1-4169-4150-7 (library edition)
ISBN-10: 1-4169-4150-9 (library edition)
ISBN-13: 978-1-4169-4139-2 (pb)
ISBN-10: 1-4169-4139-8 (pb)


Aladdin Paperbacks



Ready to Roll: Snow Trucking!

By Jon Scieszka
Illustrated by David Shannon, Loren Long,
and David Gordon
ISBN-13: 978-1-4169-4151-4 (library edition)
ISBN-10: 1-4169-4151-7 (library edition)
ISBN-13: 978-1-4169-4140-8 (pb)
ISBN-10: 1-4169-4140-1 (pb)


Aladdin Paperbacks



Vroom! It's Color Time!

By Hunter McKown
Illustrated by David Shannon, Loren Long,
and David Gordon
ISBN-13: 978-1-4169-4174-3 (board book)
ISBN-10: 1-4169-4174-6 (board book)


Little Simon



Meet Jack Truck!

By Hunter McKown
Illustrated by David Shannon, Loren Long,
and David Gordon
ISBN-13: 978-1-4169-4173-6 (board book)
ISBN-10: 1-4169-4173-8 (board book)

Little Simon



What a Wreck!

By Lee Howard
Illustrated by David Shannon, Loren Long,
and David Gordon
ISBN-13: 978-1-4169-4177-4 (board book)
ISBN-10: 1-4169-4177-0 (board book)


Little Simon



Who's That Truck?

By Tom Mason and Dan Danko
Illustrated by David Shannon, Loren Long,
and David Gordon
ISBN-13: 978-1-4169-4175-0 (board book)
ISBN-10: 1-4169-4175-4 (board book)

Little Simon



Ride Along with Dump Truck Dan!

A Foldout Book with 15 Stickers!
By Tom Mason and Dan Danko
Illustrated by David Shannon, Loren Long,
and David Gordon
ISBN-13: 978-1-4169-4176-7 (novelty)
ISBN-10: 1-4169-4176-2 (novelty)

Little Simon



A Messy Day in Trucktown

By Siobhan Ciminera
Illustrated by David Shannon, Loren Long,
and David Gordon
ISBN-13: 978-1-4169-4195-8 (coloring & activity)
ISBN-10: 1-4169-4195-9 (coloring & activity)

Simon Scribbles



All Around Trucktown

By Benjamin Harper
Illustrated by David Shannon, Loren Long,
and David Gordon
ISBN-13: 978-1-4169-4194-1 (coloring & activity)
ISBN-10: 1-4169-4194-0 (coloring & activity)

Simon Scribbles



On the Road with Jack Truck

A Mega Sticker Book
By Siobhan Ciminera
Illustrated by David Shannon, Loren Long,
and David Gordon
ISBN-13: 978-1-4169-4196-5 (pb)
ISBN-10: 1-4169-4196-7 (pb)

Simon Scribbles



Playtime in Trucktown

By Lisa Rao
Illustrated by David Shannon, Loren Long,
and David Gordon
ISBN-13: 978-1-4169-4197-2 (coloring & activity)
ISBN-10: 1-4169-4197-5 (coloring & activity)

Simon Scribbles